

A modern, two-story house with large glass windows and a wooden deck. The house is illuminated from within, and the interior is visible through the glass. The deck has a white sofa and a coffee table. The house is surrounded by trees and a lawn. The image is overlaid with a green geometric shape.

# Aluminium **Smart Collection**

Windows, Bifolds, Patio Doors  
French Doors and Entrance Doors.





# VISO**FOLD**

## BIFOLDING DOOR

Creating a feeling of light and space by welcoming more natural light into a wide range of living environments, our secure aluminium doors are stylish, precisely measured and fully customised to your specification.

Our made to measure aluminium bifold doors are made from 100% recycled material and are 100% recyclable, they are powder-coated to create a much longer lifespan by protecting the material from harsh weather conditions.

### Superb Thermal Efficiency

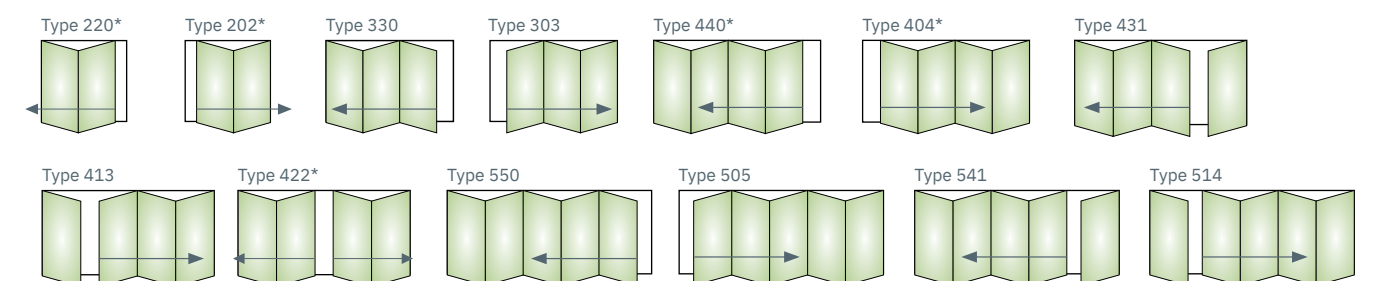
Used in modern renovations and new builds, our aluminium bifold doors are the perfect choice; with super low U-values for thermal efficiency to keep your home comfortable throughout the year.

### Hardware Choices

We use the Brisant Secure Sweet handle as standard on our bifolding doors. The smooth curved edgeless form of this handle not only looks good but offers a level of security which is hard to beat as it is impossible for mole grips or pliers to grip. This coupled with leading anti corrosion performance, 30 times better than the required UK standard, means the handles will continue looking sweet for years to come – Brisant are so convinced they guarantee this for 20 years!



### FOLDING OPTIONS



## MY BEST FEATURES

- U/Values up to 1.5W/m2K using a 1.0 centre pane to keep your home warm in the winter and cool during summer months
- Security Tested to PAS 24:2016 and you are able to upgrade using the Ultion 3 star cylinder to make your door super secure
- Weather tested to BS 6375 Part 1: 2009
- Stylish Hardware options
- Sleek profiles so that you can maximise sightlines

## Configurations and Blinds in Glass

The Visofold bifolding door is available in the configurations shown below and your installer can advise you on the best solution for your property. Blinds are available within the glass unit as an option – please see page 14.



# Aluminium Sliding Patio Doors

Smart lift & slide doors are an innovative, high performance sliding door solution. With the turning of the handle, they are lifted on and off high-quality rollers, allowing them to be secured into place.

**Backed by  
Ultion £2000  
Guarantee**

See page 15 more details.



## Innovative Operation and Stylish Design

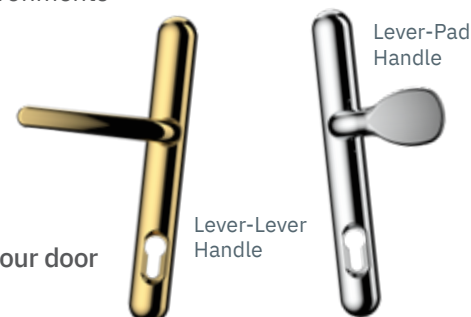
A stylish way to introduce light and space to domestic and commercial properties, our Aluminium Sliding Doors boast of a stylish and strong aluminium build and vast expanses of high-quality glazing.

Available in a maximum height of 2500mm and weight of 250kg, they're suitable for filling large apertures, in order to create a stunning wall of glass effect.

- Inline sliding or lift and slide
- Available 3 standard colours or any RAL colour on request
- Slim interlock option
- Marine grade finish for harsh environments
- Double or triple glazed
- U value 1.6w/m²k

Traffic White RAL 9016	Jet Black RAL 9005	Anthracite Grey RAL 7016
---------------------------	-----------------------	-----------------------------

**Stylish Hardware to complement your door**  
available in 6 colours as standard.



## Sliding Patio Doors Save Space

The Aluminium Sliding Patio Doors offers a more useful and secure feature than a French Door or Bifolding Door. If you're limited on space, a sliding door can offer superb benefits compared to other types of doors.

If you have a balcony, a small terrace or patio space, then the sliding doors are the perfect solution.

## My Best Features

- Superior thermal performance
- Contemporary Styling
- Inline sliding or lift & slide options
- Slim interlock option
- Colour matched accessories available
- Available 3 standard colours or any RAL colour on request
- High security locking
- British Standard Kitemarked system achieving: KM 530838 PAS 24:2012
- 25 year powdercoat paint finish guarantee



# Heritage Steel Look Windows and Doors for external use

A high strength and Thermally efficient alternative to traditional steel window and door system

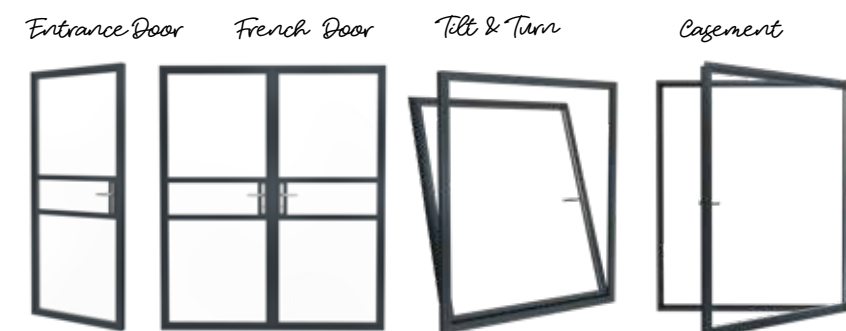
## My Best Features

- Multipoint locking
- Thermally broken double glazed with U value to 1.5 W/m2K to keep your home warm in the winter and cool during summer months
- PAS24:2016 Enhanced Security Performance
- Improved strength and weather resistance
- Available in any RAL colour

## Inspired Design

One of the fastest growing trends in glazing, the inspired design of industrial look Crittall style doors and windows is becoming more and more popular with homeowners.

Made in Britain, our Heritage doors and windows come with classic features, including; a handle backplate, bottom kick plate and slim horizontal and vertical glazing bars to complete the iconic industrial finish look, perfect for listed buildings, heritage and conservation areas and for the most stylish homes.



IDEAL FOR VICTORIAN AND ART DECO DESIGNS

## Full range of hardware and colour options



A full suite of hardware options is available, with products specifically designed to match the door and window furniture that is synonymous with Victorian and Art Deco styles – including 'Monkey Tail' and 'Bulb' options.

Available in all the usual colours our Alchemy range offers eight

additional choices of anodised colour matches, including shades of gold, bronze, silver, grey and black, and combines the unique style and aesthetics of traditional anodising, with the advantages of a high quality powder coating process giving more of an antique look to the product.

Golden Beach ALC004	Gold Pearl ALC003	Bronze ALC002	Silver Grey ALC006	Titanium Grey ALC005	Storm Grey ALC007	Steel Grey ALC008	Black ALC001	Sand SEN003	Caramel
Mars Red SEN005	Basque Red SEN032	Sienna Brown SEN004	Cocoa Brown SEN021	Chestnut Brown SEN024	Silver Grey SEN017	Diamond Grey SEN026	Platinum Grey SEN016	Desert Grey SEN025	Antique Grey SEN015
Sky Blue SEN009	Ocean Blue SEN007	Steel Blue SEN028	Amazon Green SEN011	Antique Green SEN012	Olive Green SEN018	Vulcan Black SEN014	Provence Green SEN010		



# Alitherm Windows

The outstanding range of high quality Alitherm 600 Windows.

**Stylish, Safe and Secure.**

## Smart thermal break technology for your windows and doors

Alitherm profiles utilise innovative polyamide thermal break technology which creates a barrier between the cold air outside and the warm air inside.

This smart technology significantly reduces thermal transmittance and enhances the overall U Value of the system.

Alitherm windows and doors are designed to meet the exacting requirements of Document L 2010.



### Alitherm 600 Windows

- System can achieve Window Energy 'B' Rating
- British Standard Kitemarked system KM 81580 KM 81543
- Ovolo, chamfered or square profiles
- Extended polyamide thermal break to enhance thermal performance
- Document L compliant



# ALUSPACE

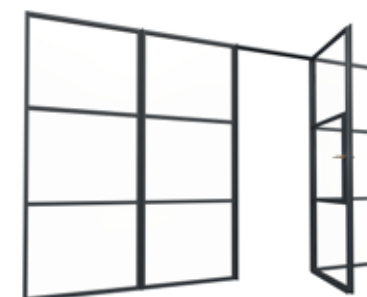
## INTERIOR SCREEN & DOOR SYSTEM

*The Smart AluSpace Interior Screening System features elegant slim lines to create a light and airy interior environment.*



Whether you are looking to replace the doors from your conservatory into your lounge or are just looking to change an open plan layout into separate spaces then Aluspace is for you.

With a choice of hinged single and double doors, as well as pivot and sliding options to accompany the stylish fixed glazed screen, this flexible and versatile system provides almost limitless design options. Options also extend to include visible hinges, concealed pivot or sliding mechanisms, enabling the system to be completely tailored to meet virtually any design style. The Smart AluSpace system requires minimal maintenance, with the high quality design providing many years of assured, reliable and robust performance.



### Hinged Doors

With a range of width, glazing, hinge and furniture options, our doors can be configured to suit any design theme, from traditional to minimalist and contemporary to industrial.



### Pivot Doors

Our pivot door options provides the flexibility to instantly change the way the internal space is configured. Available up to 2 metres wide and with adjustable closers.



### Fixed Screens

To create a room filled with light, choose our popular fixed screen option to define your living spaces.



### Sliding Doors

Sliding doors provide the option to close or partially open the internal screen, with a choice of a contemporary or vintage rail options to echo the overall design.



# DESIGNER DOORS

Everyone's door is the same these days....want something different?



From traditional **Victorian, Georgian and Edwardian** designs to **Contemporary Chic**. Our Designer Doors offer a wide range of designs, colours and styles for you to choose from. They offer outstanding performance, with high-quality locking mechanisms and precision construction combining to give unbeatable strength and security.

## High Performance

Every door is manufactured by our specialist fabrication team, so whatever the weather, you can be certain that your door has been engineered to last.

- Successfully tested to PAS 24:2016 Enhanced Security Performance
- 3 adjustable hinges and resistant to 80kg of pressure per hinge
- 66mm **triple glazed** and PAS24 security laminated glass unit
- All profiles include a polyamide thermal barrier that enhances thermal performance
- Thermally efficient glass - with a glass centre pane 'U' value from 0.9 W/m<sup>2</sup>K to 1.1W/m<sup>2</sup>K, dependant on the glass specified
- Double-rebated EPDM centre gaskets to provide enhanced weather protection
- Panel polyester powder coated to Qualicoat and EN 12206-1 standards



## Take a closer look at our Composite Designer Door

An aluminium outer frame that is rigid and secure, housing an aluminium finished door slab that is put together with meticulous care and attention to detail.

Fully insulated door panel and polyamide thermal barrier provide enhanced performance and energy efficiency.

A range of bespoke accessories.

High-quality 10-point locking mechanism provides outstanding security.

Custom aluminium moulding, featured on specific doors, to provide a traditional appearance.

Hidden hinge protectors provide robust security.

Elegant aluminium profiles, designed to provide both strength and durability.

A structurally robust construction that requires minimal maintenance and delivers outstanding performance over a lifetime of use.


Integrated weather bar for additional protection against the wind and rain.

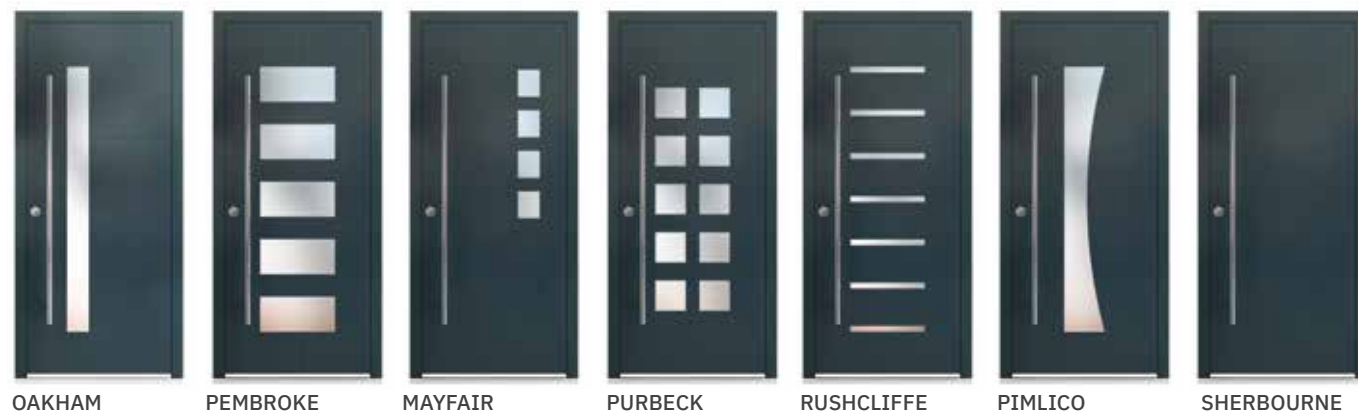
# DESIGNER DOORS

## WELCOME TO THE ALUMINIUM DOOR RANGE

*We supply beautifully modern, aluminium entrance doors that utilise the most innovative and unique features. Complement contemporary or traditional exterior design with stunning doors for that instant kerb appeal.*

We have 42 styles of doors and a range of stunning colours to suit your home. Our Designer Doors are made to exacting standards, to provide you with the ultimate in safety and security, protecting you and your home.

									
Golden Beach ALC004	Gold Pearl ALC003	Bronze ALC002	Silver Grey ALC006	Titanium Grey ALC005	Storm Grey ALC007	Steel Grey ALC008	Black ALC001	Sand SEN003	Caramel
									
Mars Red SEN005	Basque Red SEN032	Sienna Brown SEN004	Cocoa Brown SEN021	Chestnut Brown SEN024	Silver Grey SEN017	Diamond Grey SEN026	Platinum Grey SEN016	Desert Grey SEN025	Antique Grey SEN015
									
Sky Blue SEN009	Ocean Blue SEN007	Steel Blue SEN028	Amazon Green SEN011	Antique Green SEN012	Olive Green SEN018	Vulcan Black SEN014	Provence Green SEN010		





# INTEGRAL BLINDS

BLINDS IN GLASS FITTED WITHIN SPECIALIST GLAZING SOLUTIONS

Integral blinds in glass are a neat and stylish alternative to curtains, external blinds and other window dressings for homes or businesses. Choose from Venetian or pleated blinds which fit perfectly inside the double-glazed unit, and means they won't get damaged and will never need cleaning.

All our sealed units are Argon filled and feature a double seal which helps guarantee the quality and energy performance of the windows and doors, long term. Two seals mean extra protection – giving you peace of mind. The secondary seal also gives the insulated glass unit (IGU or sealed unit) its structural strength, ensuring there is no chance of movement once installed. This is especially important in larger sealed units used in patio and bifold doors.

## Choices

- SV System **Cordless Slider**
- W Smart System **Solar Control**
- S System **Slider**
- MB System **Motorised Brushless**
- SL16 System **Slim Fit**
- SV+ System **Symmetrical Slider**
- Darkness on Demand **Pleated Blackout**
- C System **Manual Control**



## Colours

Available in a wide range of colours, homeowners will have no trouble finding a Uni-Blind® that fits their room style and décor.

Our pleated blinds are available in a choice of 18 colours and our Venetian blinds are available in 10 colours including S159 anthracite grey, and coordinates perfectly with all our aluminium windows and doors.



# ULTION



Home  
Defence  
System

When the Ultion lock detects an attack, it goes into  
**Lock Down Mode**  
A hidden attack lock secures the mechanism.

**Double**  
**Anti-Snap protection**  
The intruder needs to snap Ultion twice before he sees the core.

**2**  
**Attack locks**  
Lock still works from inside after an attack.

**11**  
**Pins**  
Twice as many as normal locks.

**8**  
**Drill Defences**  
6 hardened steel rods and 2 plates in both ends.

**25%**

**Denser than iron**  
The molybdenum core that houses the attack pins.

**UPGRADE**  
**AVAILABLE TO**  
**3 STAR ULTION**  
Backed by the  
Ultion £2000  
Guarantee



**Protects for longer**  
The close keyway wipes debris off the key to stop jamming and lockouts.

**3**  
**Stars**  
The highest TS007 test rating.

**1**  
**Sold Secure Diamond**  
The standard most 3 star locks can't achieve.



**294,970**  
**Combinations**  
Produced from the 11 pins.

**0**  
**Magnets**  
Magnetised keys carry metal filings from other keys and coins into the lock.




**Sweet Handle available as Standard on Bifold and Sliding Doors**

Sweet carries multiple coatings of brass and nickel, ensuring it always looks great, even after being hammered with salt water for over 8000 hours. That's an incredible 30x more time than required for the flagship EN 1906:2012 corrosion standard.

Brisant also offers a 10 year direct to homeowner anti corrosion guarantee for peace of mind.







### **Plan-it Windows Limited**

Unit 22A Bradley Fold Trading Estate  
22a Bradley Fold Industrial Estate  
Radcliffe Moor Road, Bolton BL2 6RT

**Tel 01204 373203**

**Email [info@plan-itwindows.com](mailto:info@plan-itwindows.com)**

